

indoor



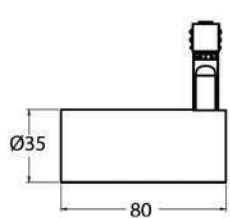
TRIPLE PLUS



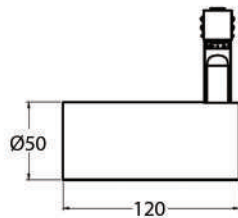
3+LMGFLD06
3+LMGFLD10
3+LMGFLD15
3+LMGFLD20

Specifications

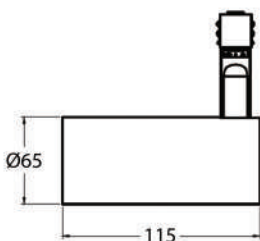
Code	Power (W)	Voltage (V)	Lumen Efficiency (Lm/W)	Colour Temperature (K)	CRI	IP Rating
3+LMGFLD06	6W	48V	100-110Lm/W	3000K-6000K	≥90	IP20
3+LMGFLD10	12W	48V	100-110Lm/W	3000K-6000K	≥90	IP20
3+LMGFLD15	15W	48V	100-110Lm/W	3000K-6000K	≥90	IP20
3+LMGFLD20	20W	48V	100-110Lm/W	3000K-6000K	≥90	IP20



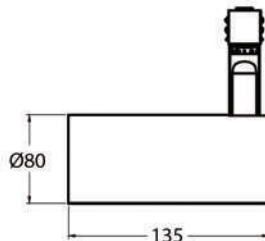
3+LMGFLD06



3+LMGFLD10



3+LMGFLD15



3+LMGFLD20



L-Shape Power Connector



T-Shape Power Connector



X-Shape Power Connector



Outer connector



Inner connector



L Connector



T Connector



X Connector

LED

COB

Beam Angle

Spot Beam : 15°
 Medium Beam : 24° / 30° / 38°
 Elliptical Beam : 5°+25° / 15°+55°

Tilt Rotation

Adjustable

Material

Die Cast Aluminium

Diffuser

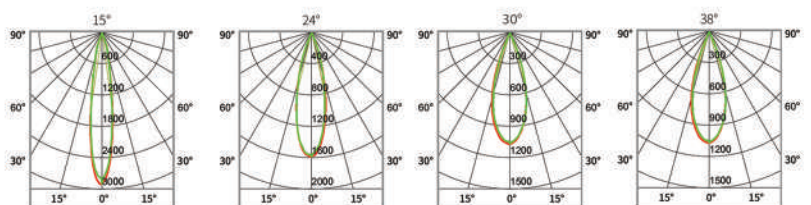
Polycarbonate

Colour

Black / White

Working Temperature

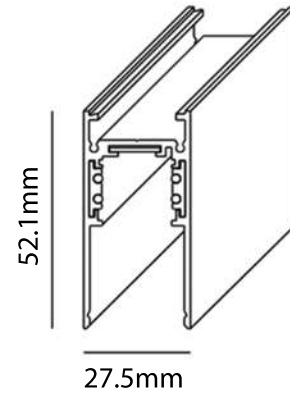
-20°C ~ +50°C



SURFACE / SUSPENDED MAGNETIC TRACK RAIL



DIMENSIONS AND WEIGHT

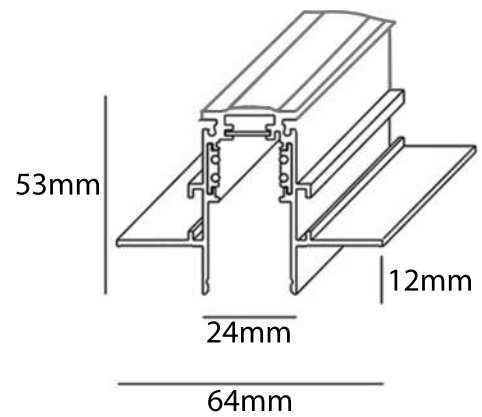


Weight: 900g/Mtr

RECESSED MAGNETIC TRACK RAIL



DIMENSIONS AND WEIGHT



Weight: 900g/Mtr

